

# GET READY TO STUDY A LEVEL LAW


If you are planning to study A Level Law with us in September, please review this document and complete the required activities. Please bring the completed activities with you at induction.

## FAQ

### **What specification will I study?**

You will be studying the AQA Law specification.

Use the weblink or QR code to read about the specification and you can also view past papers to see what the assessment looks like.



[AQA | A-level | Law | Specification at a glance](#)

### **How many lessons will I have a week?**

You'll have 4 lessons a week, each lesson is 1 hours and 5 minutes

### **Who can I contact if I have a question about this subject?**

Molly Harwood: [m.harwood@barnsley.ac.uk](mailto:m.harwood@barnsley.ac.uk)

### **What subjects go well with Law?**

History, Criminology, Sociology, English Literature, Politics, Philosophy.

.

### **What grades should I have?**

In addition to the general sixth form entry requirements, learners must have grade 5 or above in English Language.

# WHAT WILL I STUDY?

In the first year, you will learn about the nature of law, including sources of law and the differences between criminal and civil law. You will also explore the English legal system; the courts; how law is made, interpreted and reformed; and how you can qualify as a lawyer. You will then focus on criminal law and learn to apply legal principles and cases to hypothetical scenarios.

In the second year, you will focus on problem solving in tort law and human rights law. You will also explore the role of law in society, study the relationship between law and morality and consider whether the law always achieves justice.

During the course, you will have the opportunity to visit the Magistrates' Court or Crown Court, attend talks from visiting speakers and visit university Law departments.

# WHAT WILL I NEED?

To study the course, you will need the following equipment:

- A folder with dividers
- Lined paper
- Pens and pencils
- Highlighters
- A ruler
- Course Text book





Students also find it useful to have:

- Blank flashcards
- Different coloured pens

All students need to buy an exam board course textbook and these can be purchased from an online retailer such as Amazon or bookshops such as Waterstones. Financial support is available for those who qualify.

# FIND OUT MORE


These activities are to help broaden your understanding of the subject in preparation for studying this subject at an advanced level.

Careers	Lawyer, Solicitor, Barrister, Paralegal, Judge, Legal Secretary, Chartered legal executive, Legal Cashier, Researcher at Law Commission, Politician, Teacher, Lecturer	
Social Media	A level Case Law Instagram Account	
YouTube	<p><b>Law in Action</b> BBC 4's programme features reports and discussions on all matters relating to law, an interesting listen is the interview with the Lord Chief Justice of England and Wales Sir Ian Burnett.</p> <p><b>Serial</b> Investigating the murder of 18-year-old Min Lee in 1999. Investigates the evidence and interviews people involved.</p> <p><b>The Hearing Podcast</b> Hosted by lawyer Kevin Poulter where he interviews those in the legal profession, uncovering the latest legal innovation, covering hot topics in the legal profession.</p>	  

Further Reading /  
Useful websites

**The Rule of Law and the Prosecutor**

This government article gives a summary of Tom Bingham's book, The Rule of Law, discussing his 8 key principles of law



## INDUCTION TASK

**THIS WORK IS DUE FOR:**

**Your Induction Lesson.  
Please ensure you bring it  
with you!!**

**If there are any questions about this  
work, you can email**

**[m.harwood@barnsley.ac.uk](mailto:m.harwood@barnsley.ac.uk)**

## Year 11 Summer Work

Hello, welcome to Barnsley Sixth Form College's Law Department. Our names are Molly and Kirsty, and we look forward to teaching you next year. To make sure we are all prepared for next year we have set you some summer work. This needs to be completed for your first lesson with us. If you have any questions, please contact Molly: [m.harwood@barnsley.ac.uk](mailto:m.harwood@barnsley.ac.uk).

On your taster day, we discussed the difference between Magistrate Courts and Crown Courts, and we looked at sentencing. For your summer work, you will need this information.

Read the scenario below and you will need to write a reflective piece of writing explaining:

- Which Court would this case be heard in?
- What do you think the sentencing of this case should be?
- What previous similar cases have there been?
- What was the sentence of these similar cases?
- What evidence does the prosecution have on the defendant?
- Are they guilty?

Your work should be 1000 words, you will need to research into sentencing and previous cases to support your arguments. Use the essay writing guidelines below to help.

Simon went out for dinner with his friend Paul. They were both enjoying their time and had a few pints of beer as the night went on. After dinner, they decided to go to a local bar for some more drinks. Paul had previously been removed from this bar due to anti-social behaviour but since Simon knew the owner, they both were allowed entry. After a couple more drinks, Paul began to become aggressive, it became clear that he was intoxicated. He was removed by a security guard after he was caught with a bag of white powder, which he insisted was salt. On their way out, a man who had previously dated Paul's girlfriend, Jules, intercepted their exit and began to shout abuse at Paul about his girlfriend and insinuated that Paul's girlfriend was unfaithful. In his drunken state, Paul pushed Jules, who lost his footing and hit his head. Jules was sent to hospital where he passed away 5 days later from a brain bleed. Paul was then arrested.

## Essay Writing Guidelines

### Do:

- Handwrite out your essays (not type)
- Check your spelling, punctuation, and grammar.
- Write in black ink.
- Write on lined paper.
- Use your ideas to create strong conclusions with effective reasoning.
- Use your research to help guide you.
- Stick to 1000 words (10% either way is ok)
- Reach out to local solicitor firms for help or guidance.
- Contact Molly if you have any questions.



### Do Not:

- Write in first person, use personal pronouns (like I, we, us)
- Copy from the internet- we will check this using our software.
- Do not use direct quotes from the internet.
- Write more than 1100 words.

