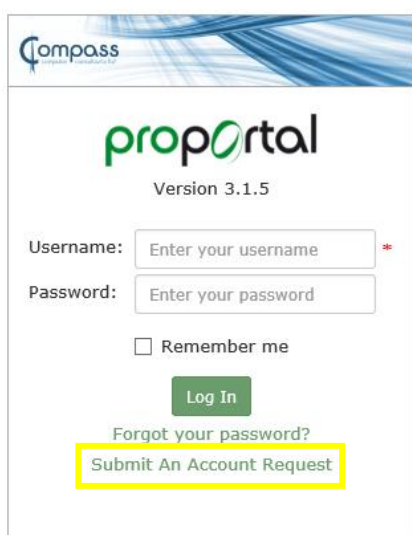


PARENT PORTAL: HOW TO REGISTER

The website (URL) is: <https://portalparents.barnsley.ac.uk/>

1. A webpage will open. Please click on 'Submit An Account Request' – see image (1).
2. Please complete all fields and click 'Submit Request' – see image (2).
3. Your request will be authorised if the details you input match the student and parent/carer details provided by the student at enrolment.
4. You will receive an email confirming this within 48 hours.
5. Click on the link in the email (or visit the URL above) and input your username (email) and the password you chose – see image (3).



Compass
proportal
Version 3.1.5

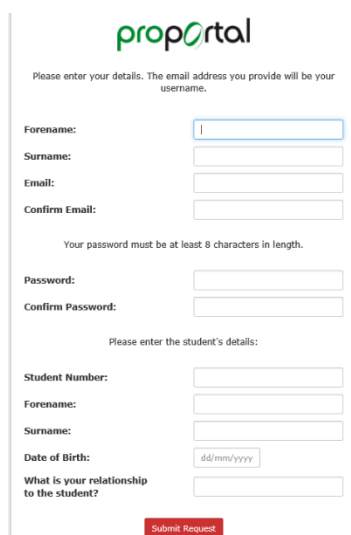
Username: *

Password:

Remember me

[Forgot your password?](#)

Image (1)



proportal
Please enter your details. The email address you provide will be your username.

Forename:

Surname:

Email:

Confirm Email:

Your password must be at least 8 characters in length.

Password:

Confirm Password:

Please enter the student's details:

Student Number:

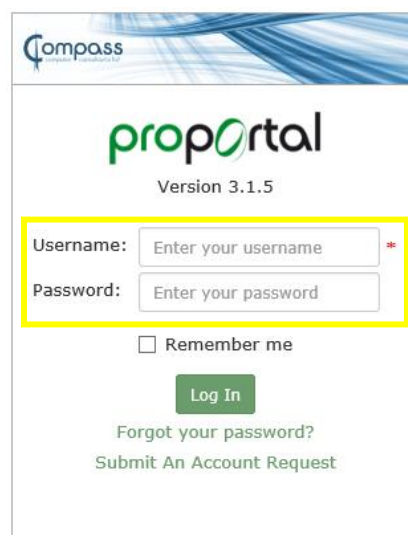
Forename:

Surname:

Date of Birth:

What is your relationship to the student?

Image (2)



Compass
proportal
Version 3.1.5

Username: *

Password:

Remember me

[Forgot your password?](#)

Image (3)